







### Type 3 Eye & Eye - Flat



Rated Capacity in Pounds										
Stock #	Width (")	Ply	Vertical	Choker	Basket Hitch				Nominal Eye Width L0	Nominal Eye Width W0
					Basket	60 i	45 i	30 i		
										
EEF-1-91	1	1	1,600	1,300	3,200	2,800	2,300	1,600	9	1
EEF-2-91	1	2	3,200	2,600	6,400	5,500	4,500	3,200	9	1
EEF-3-91	1	3	4,100	3,300	8,200	7,100	5,800	4,100	12	1
EEF-4-91	1	4	5,500	4,400	11,000	9,500	7,800	5,500	12	1
EEF-1-92	2	1	3,200	2,600	6,400	5,500	4,500	3,200	9	2
EEF-2-92	2	2	6,400	5,100	12,800	11,100	9,000	6,400	9	2
EEF-3-92	2	3	8,200	6,600	16,500	14,300	11,600	8,200	12	2
EEF-4-92	2	4	11,000	8,800	22,000	19,000	15,500	11,000	12	2
EEF-1-93	3	1	4,800	3,800	9,600	8,300	6,800	4,800	12	1 1/2
EEF-2-93	3	2	8,900	7,100	17,800	15,400	12,600	8,900	12	1 1/2
EEF-3-93	3	3	12,300	9,900	24,700	21,400	17,500	12,300	15	1 1/2
EEF-4-93	3	4	16,500	13,200	32,900	28,500	23,300	16,500	15	1 1/2
EEF-1-94	4	1	6,400	5,100	12,800	11,100	9,000	6,400	12	2
EEF-2-94	4	2	11,500	9,200	23,000	20,000	16,300	11,500	12	2
EEF-3-94	4	3	15,300	12,200	30,600	26,500	21,600	15,300	15	2
EEF-4-94	4	4	20,400	16,300	40,800	35,300	28,800	20,400	15	2
EEF-1-96	6	1	9,600	7,700	19,200	16,600	13,600	9,600	12	2
EEF-2-96	6	2	16,300	13,100	32,600	28,300	23,100	16,300	15	2
EEF-3-96	6	3	22,900	18,300	45,900	39,700	32,400	22,900	18	3
EEF-4-96	6	4	30,600	24,500	61,200	53,000	43,200	30,600	18	3
EEF-1-98	8	1	12,800	10,200	25,600	22,200	18,100	12,800	18	3
EEF-2-98	8	2	20,500	16,400	41,000	35,500	29,000	20,500	18	3
EEF-3-98	8	3	30,700	24,600	61,400	53,200	43,400	30,700	24	4
EEF-4-98	8	4	41,000	32,800	81,900	70,900	57,900	41,000	24	4
EEF-1-910	10	1	16,000	12,800	32,000	27,700	22,600	16,000	18	3 1/2
EEF-2-910	10	2	24,000	19,200	48,000	41,600	33,900	24,000	18	3 1/2
EEF-3-910	10	3	36,000	28,800	72,000	62,300	50,900	36,000	24	5
EEF-4-910	10	4	48,000	38,400	96,000	83,100	67,900	48,000	24	5
EEF-1-912	12	1	19,200	15,400	38,400	33,200	27,100	19,200	24	4
EEF-2-912	12	2	26,900	21,500	53,700	46,500	38,000	26,900	24	4
EEF-3-912	12	3	40,300	32,200	80,600	69,800	57,000	40,300	24	6
EEF-4-912	12	4	53,700	43,000	107,400	93,000	76,000	53,700	24	6