






TYPE 815 EIP IWRC: Eight-Part Braided Sling

Rated Capacity - US Tons



| Rope Dia. ("") | RATED CAPACITY (Tons) | | | Eye Dimensions ("") | | Slip Thru Thimble | Heavy Thimble | |
|---------------------|---|---|--|---------------------|----|-------------------|---------------|-------|
| | Vertical | Hitch Choker | Hitch Basket | A | B | | | |
| |  |  |  | | | ST | HT | |
| 6X19 OR 6X36 EIP | 1/4 | 3.8 | 3.3 | 7.6 | 5 | 10 | ST 20 | 7/8 |
| | 5/16 | 5.9 | 5.2 | 12.0 | 6 | 12 | ST 24 | 1 |
| | 3/8 | 8.5 | 7.4 | 17.0 | 7 | 14 | ST 36 | 1 1/8 |
| | 7/16 | 11 | 10 | 23 | 8 | 16 | ST 36 | 1 1/4 |
| | 1/2 | 15 | 13 | 30 | 9 | 18 | ST 44 | 1 1/2 |
| | 9/16 | 19 | 16 | 38 | 10 | 20 | ST 52 | 1 3/4 |
| | 5/8 | 23 | 20 | 46 | 11 | 22 | ST 60 | 2 |
| | 3/4 | 33 | 29 | 66 | 12 | 24 | ST 68 | 2 1/4 |
| | 7/8 | 45 | 39 | 89 | 14 | 28 | ST 80 | 2 1/2 |
| 1 | 58 | 51 | 116 | 16 | 32 | ST 80 | 2 1/2 | |
| 6X36 EIP | 1 1/8 | 72 | 64 | 146 | 18 | 36 | | |
| | 1 1/4 | 89 | 78 | 179 | 20 | 40 | | |
| | 1 3/8 | 108 | 94 | 215 | 22 | 44 | | |
| | 1 1/2 | 128 | 112 | 255 | 24 | 48 | | |
| | 1 3/4 | 171 | 150 | 343 | 28 | 56 | | |
| 2 | 222 | 194 | 444 | 32 | 64 | | | |

Rated Capacities Basket Hitch based on D/d ratio of 25 times the component rope diameter.

Rated Capacities based on pin diameter no larger than natural eye width or less than the nominal sling diameter.

Rated Capacities based on design factor of 5.

Horizontal sling angles less than 30° shall not be used.

