






TYPE CL25: Galvanized Cable Laid Two-Leg Sling
 Rated Capacity - US Tons



	Rope Dia. (")	RATED CAPACITY (Tons)			Alloy Oblong Diameter (")	Alloy Hook WLL Tons
						
		60°	45°	30°		
7X7X7	1/4	0.87	0.71	0.5	0.50	1
	3/8	1.9	1.5	1.1	0.50	1 1/2
	1/2	3.2	2.6	1.9	0.75	2
	5/8	4.8	3.9	2.8	1.00	3
7X7X19	3/4	7	5.8	4.1	1.00	5
	7/8	9.4	7.6	5.4	1.25	7
	1	12	9.7	6.9	1.25	7
	1 1/8	14	12	8.3	1.50	11
	1 1/4	17	14	9.9	1.75	11

Rated Capacities based on design factor of 5.
 Horizontal sling angles less than 30° shall not be used.

